

■ **Model Name :** PSDV350701A
ILU350N701U1A

- **Features :**
- Class II
 - Flickerless
 - Full-protection provided: OCP/OVP/OTP/SCP/OLP
 - Low Power Dissipation (Stand-by mode : <0.5Wh)
 - Wide Vout : 25 ~ 46Vdc
 - UL8750 / UL1310 (Suitable for Class 2 Wiring)
 - Compliant with CB, CE, KC, UL safety requirements for LED lighting
 - Constant Current Type
 - Factory Wiring



SOLUM CO., LTD

150, Maeyoung-Ro, Youngtong-Gu, Suwon-Si, Gyeonggi-Do, Republic of Korea 443-743

TEL: +82-1588-0502, www.solu-m.com

■ Electrical specification

No.	Item	Min	Typ	Max	Unit	Remark	
1	Nominal Input Voltage	120	220	277	Vac		
2	Variable Input Voltage	108	-	300	Vac		
3	Maximum Input Current	-	-	0.5	Arms		
4	Nominal Input Frequency	47	50/60	63	Hz		
5	Power Factor (PF)	90	-	-	%	1)	
6	Total Harmonic Distortion (THD)	-	-	20	%	1)	
7	Inrush Current	-	-	50	A		
8	Electrical Efficiency	84	87	-	%	2)	
9	Turn-on Delay	-	-	0.5	s	@Cold Start, 3)	
10	LED Output Current	665	700	735	mA	@46Vdc Load	
11	LED Output Current Ripple	-	-	70	mA	20MHz Bandwidth, 2)	
12	LED Output Voltage	25	-	46	Vdc		
13	Adjustable of LED Current	500	-	700	mA	Rset	
14	12V Output Voltage	10.8	12	13.2	Vdc	2)	
15	12V Output Voltage Ripple	-	-	± 1.2	Vdc	20MHz Bandwidth, 2)	
16	12V Output Current	-	-	100	mA		
17	STBY Power Dissipation	-	-	0.5	Wh	LED Off_Remote Low	
18	Output Open LED Protection	-	54	59	Vdc	@Vpeak	
19	Output Short Circuit Protection	-	-	-	-	No Damage	
20	Storage Temperature	-40	25	80	°C		
21	Operating Temperature	-20	25	50	°C		
22	Case Temperature (Tc)	-	50	80	°C		
23	Humidity	20	-	85	%		
24	Insulation Resistance	10	-	-	MΩ	500Vdc between Input & Output	
25	Dielectric Withstand Voltage	Input to Output	3.11	-	-	kV	Apply for 1 minute 6)
26		Input to Case	3.11	-	-	kV	
27		Output to Case	0.5	-	-	kV	
28	Surge	Line to Line	4	5	-	kV	4)
29		Line to Ground	8	-	-	kV	4)
30	ESD	Contact Discharge	4	-	-	kV	5)
31		Air Discharge	8	-	-	kV	5)

※ Terminal Block Wiring Method : Factory Wiring as per UL1310

SOLUM CO., LTD

150, Maeyoung-Ro, Youngtong-Gu, Suwon-Si, Gyeonggi-Do, Republic of Korea 443-743

TEL: +82-1588-0502, www.solu-m.com

Notes

- 1) Test Condition: 120~277Vac 50/60Hz Input, Max. dimming ,Ambient Temperature 25°C
- 2) Test Condition: 120~277Vac 60Hz Input, Max. dimming, 30min. Aging, Ambient Temperature 25°C, Measure at the cable-end
- 3) At least, Turn-On Time should be continued for 1sec.
- 4) Surge Specification above is higher than IEC/EN 61000-4-5. (Differential 1kV, Common 2kV)
- 5) ESD Specification above meets IEC/EN 61000-4-2 Requirements. (Contact 4kV, Air 8kV)
- 6) Determined by Paragraph 34.1.2, UL1310 or Paragraph 8.4.2, UL8750, EN61347-1, EN61347-2-13

Safety Standards

Including safety requirements above, the LED driver complies with the following safety standards:

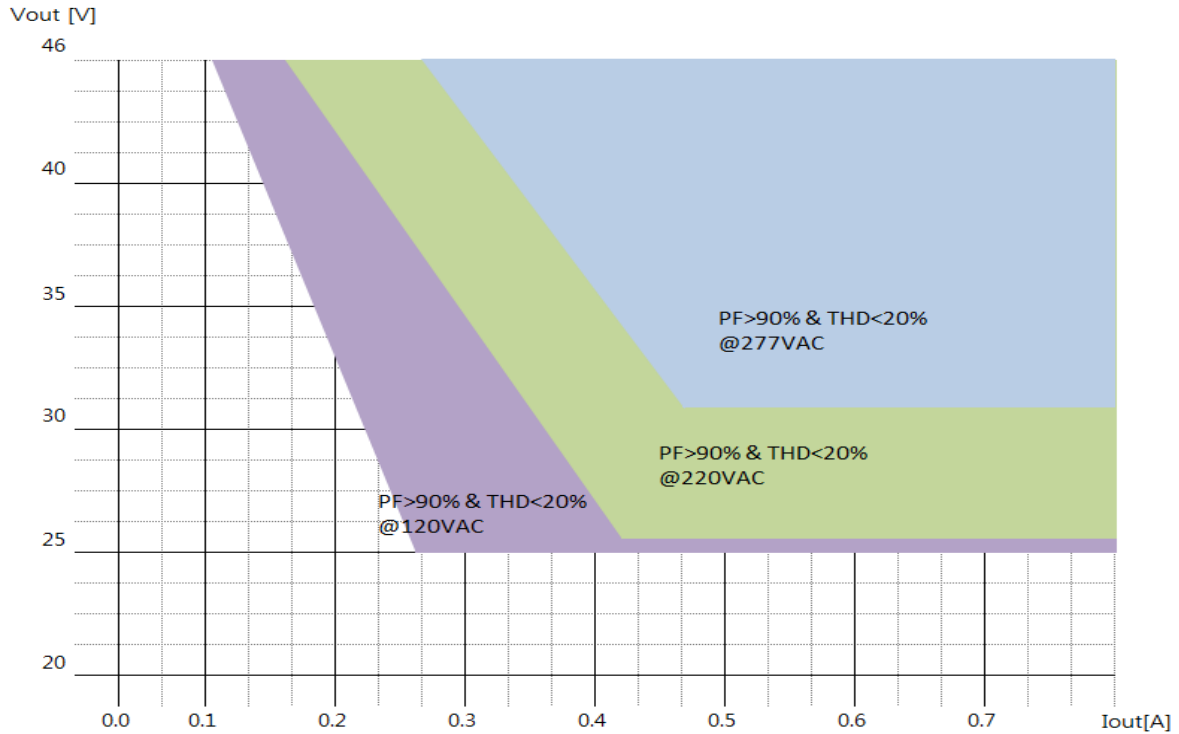
No.	Item	Description
1	UL8750, UL1310	UL Safety Standards (Class 2, Dry and Damp Location)
2	FCC Part 15, Class B	Conducted and Radiated Emission Test
3	IEC/EN 61347-1, IEC/EN 61347-2-13	IEC/EN Safety Standards
4	IEC/EN 55015	Conducted and Radiated Emission Test
5	IEC/EN 61000-3-2	Harmonic current emissions: Class C
6	IEC/EN 61000-3-3	Voltage Fluctuations and Flicker
7	IEC/EN 61000-4-2	Electrostatic Discharge (ESD): Contact 4kV, Air 8kV
8	IEC/EN 61000-4-3	Radio-frequency Electromagnetic Fields
9	IEC/EN 61000-4-4	Electrical Fast Transients (EFT)
10	IEC/EN 61000-4-5	Surges: Differential 1kV, Common 2kV
11	IEC/EN 61000-4-6	Injected Currents
12	IEC/EN 61000-4-8	Power Frequency Magnetic Fields
13	IEC/EN 61000-4-11	Voltage Dips and Short Interruptions

SOLUM CO., LTD

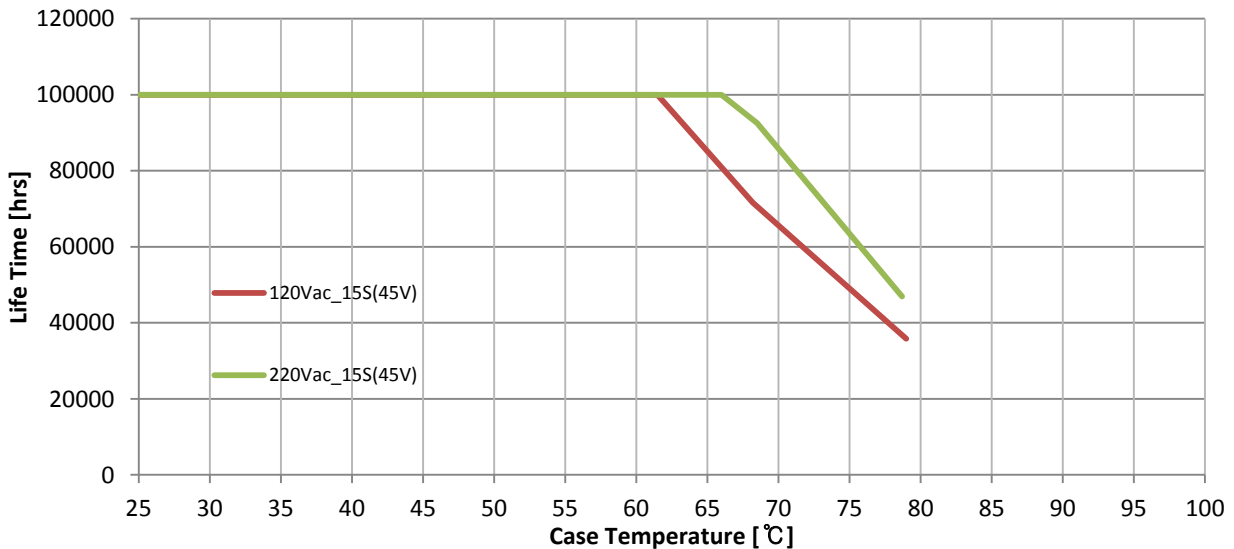
150, Maeyoung-Ro, Youngtong-Gu, Suwon-Si, Gyeonggi-Do, Republic of Korea 443-743

TEL: +82-1588-0502, www.solu-m.com

■ Operating window



■ Life Time vs Tcase (TBD)



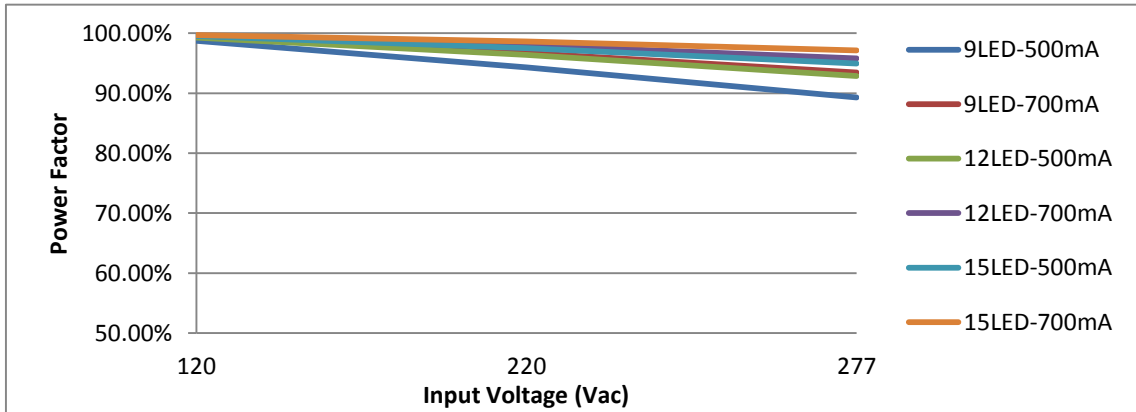
Remark) LED Driver has a rated lifetime of 50,000 hours @ Tc ≤ 70°C

SOLUM CO., LTD

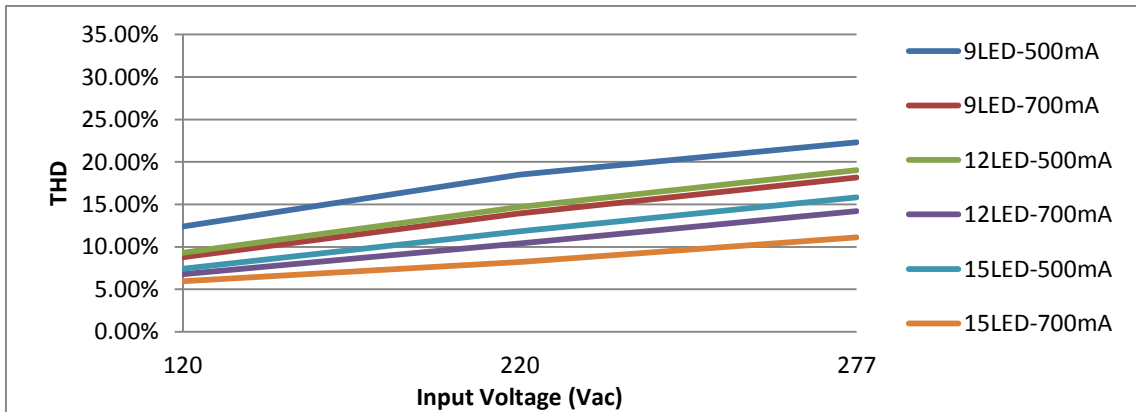
150, Maeyoung-Ro, Youngtong-Gu, Suwon-Si, Gyeonggi-Do, Republic of Korea 443-743

TEL: +82-1588-0502, www.solu-m.com

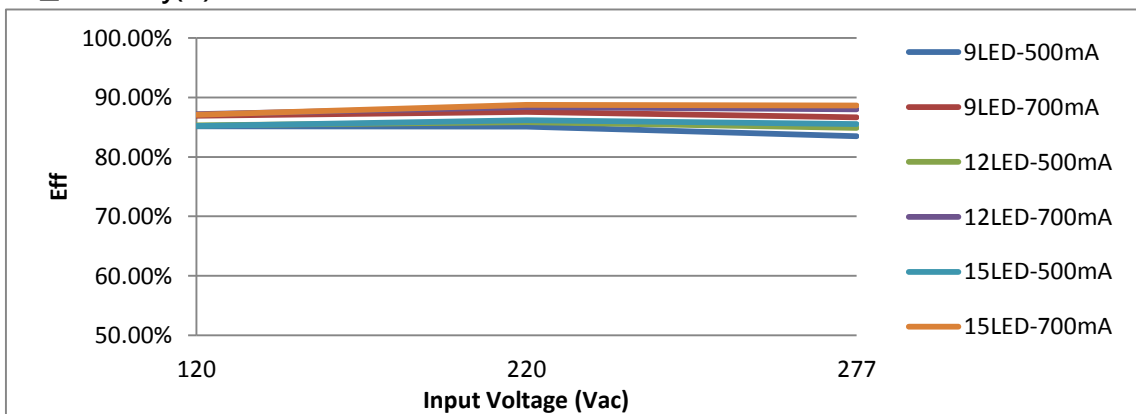
Power Factor



THD(%) (TBD)



Efficiency(%)

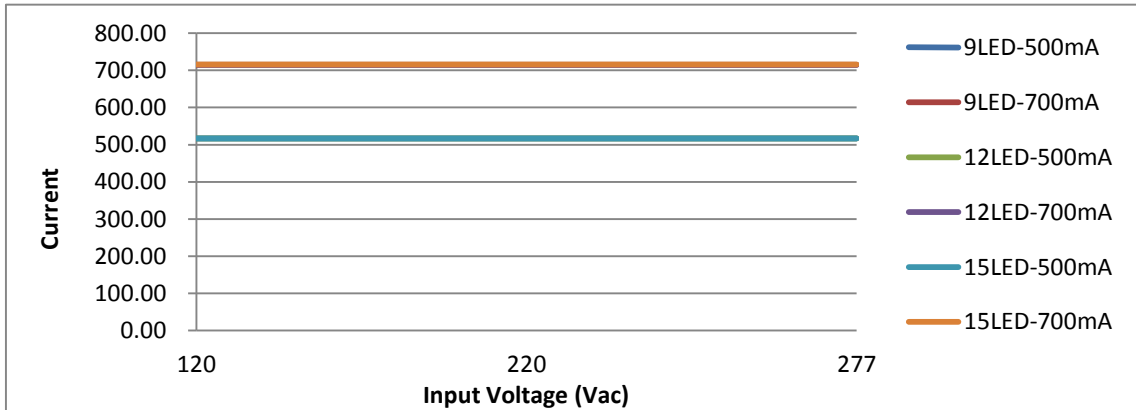


SOLUM CO., LTD

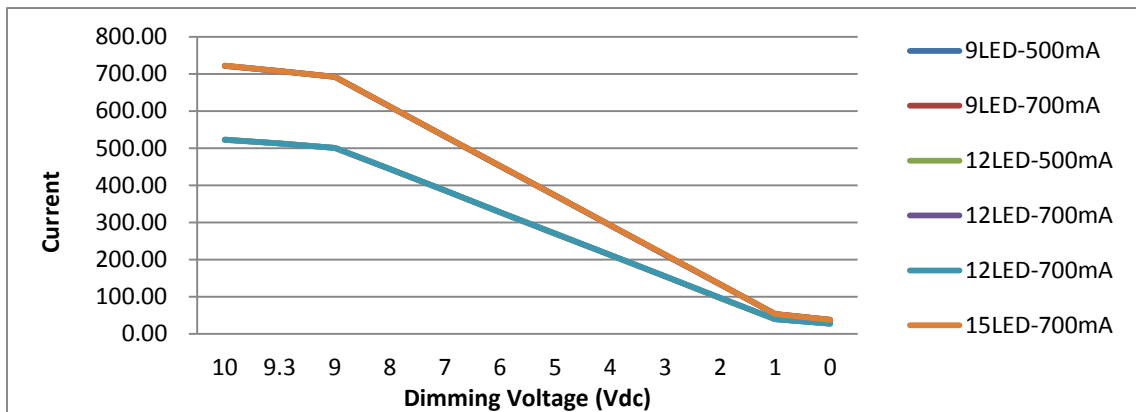
150, Maeyoung-Ro, Youngtong-Gu, Suwon-Si, Gyeonggi-Do, Republic of Korea 443-743

TEL: +82-1588-0502, www.solu-m.com

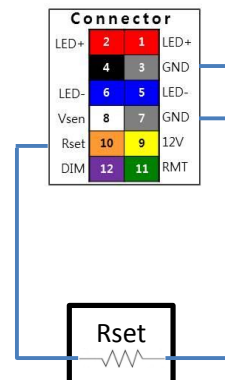
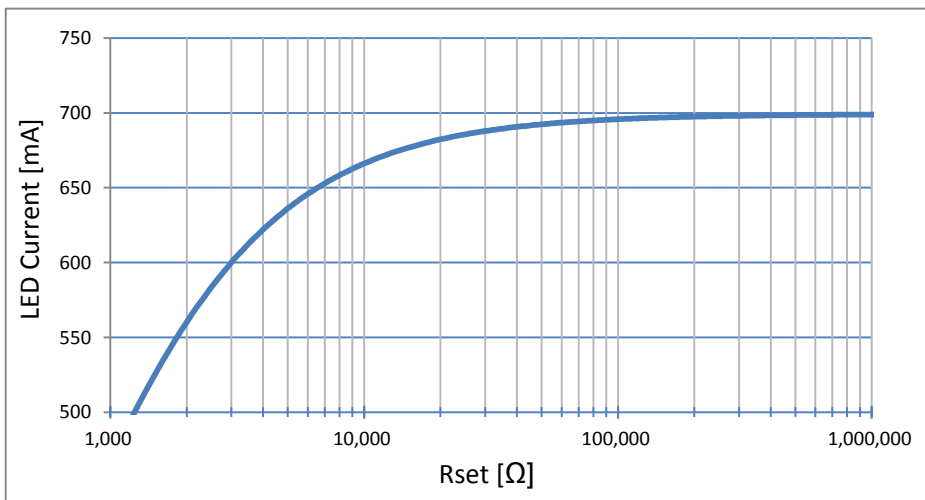
Output Current(mA)



Dimming curve



Adjustable of Current

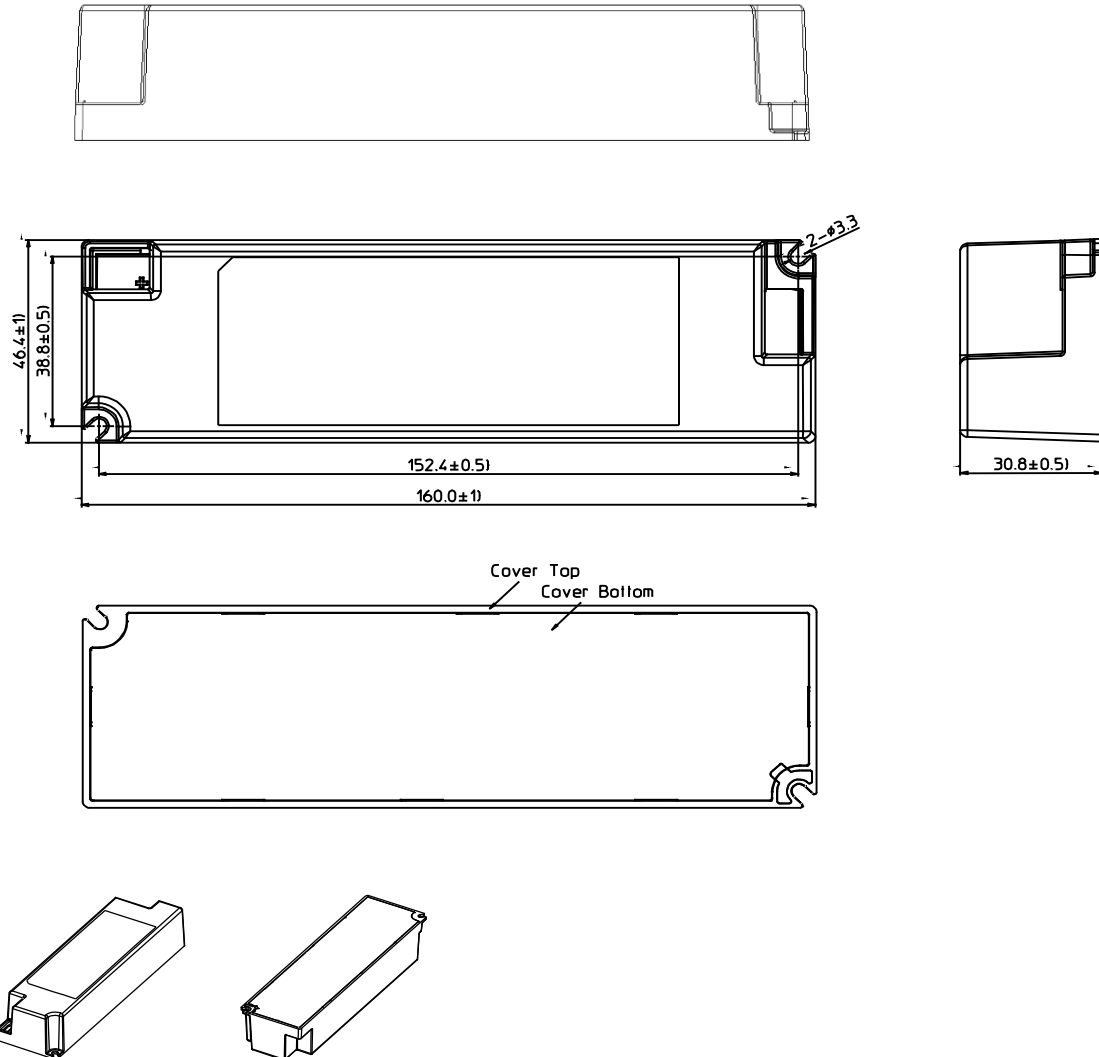


SOLUM CO., LTD

150, Maeyoung-Ro, Youngtong-Gu, Suwon-Si, Gyeonggi-Do, Republic of Korea 443-743

TEL: +82-1588-0502, www.solu-m.com

■ Mechanical Specification



■ Enclosure Size

Unit	Width	Length	Height	Mount Length	Overall Length
mm	46.4	160.0	30.8	160.0	160.0
inch	1.83	6.30	1.21	6.30	6.30

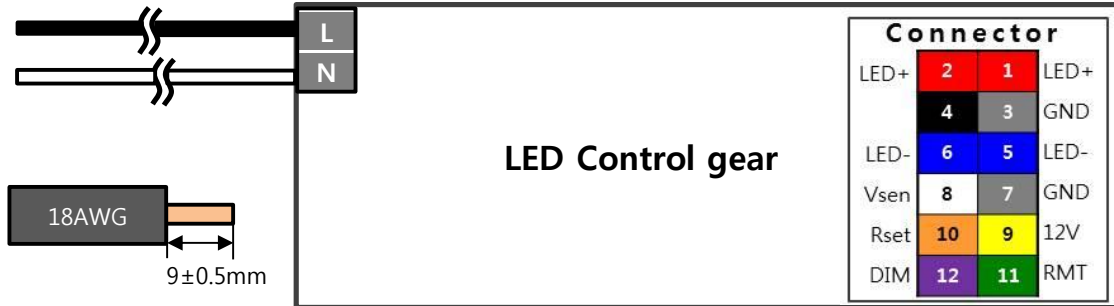
■ Case Material : PC

SOLUM CO., LTD

150, Maeyoung-Ro, Youngtong-Gu, Suwon-Si, Gyeonggi-Do, Republic of Korea 443-743

TEL: +82-1588-0502, www.solu-m.com

■ Wiring Diagram



※ Caution

- 1) Do not detach input and output wires after complete installation
- 2) Use wires certified by UL, CB, KC
- 3) Wires should be less than 2m when installed in final equipment

■ Output Connector Specification

Wafer	Housing	Terminal	Wire
SMW200-12C YENOHO	SMH200-12C YENOHO	YST200-C YENOHO	22AWG

Remark) Output wiring specifications may be changed without notification

■ Rating Label Drawing



SOLUM CO., LTD

150, Maeyoung-Ro, Youngtong-Gu, Suwon-Si, Gyeonggi-Do, Republic of Korea 443-743

TEL: +82-1588-0502, www.solum-m.com

Barcode Label

2016-01-01
 C 1 1 5 B 1 0 2 0 7 0 0 0 1 REV.A01

DATE
 BARCODE
 LOT NO

- 7 DEVELOPMENT Rev X01~99
- MP Rev A01~99
- 6 SERIAL No _4 Digit
- 5 MODEL CODE _3 Digit
- 4 PRODUCTION DATE _2 Digit
- 3 PRODUCTION MONTH _1 Digit
- 2 PRODUCTION YEAR _2 Digit
- 1 PRODUCTION COUNTRY _2 Digit

Mean	1.PLANT	2. YEAR	3. MONTH	4. DATE	5. CODE	6. SERIAL	7. Revision No
Digit	2	2	1	2	3	4	
EX.	C1 : DGSM C2 : Solytech C3 : IM C4 : Ap tech K1 : Korea	00~99	1...9,A,B	01~31	207	0001.. 9999	X01~99 : DEVELOPMENT A01~99: MP

Box Label

Material Code	ILU350N701U1A		→ USER Model Code
ITEM	PSDV350701A REV. A**		→ SOLUM Model Code
LOT No	*****	MAKER	→ SOLUM LOT NO & Quantity of Products
Quantity [PCS]	42	SOLUM	
EXP. Date	20**.**.** ~ 20**.**.**		→ Product Date ~ After 5 years
	000000084B001 E601 P0315D001		→ USER Barcode

Digit	Year	Month	Date	Factory	Fixed			
	1	2	3	4	5	6	7	8
P	0	1	0	1	D	0	0	1
N→2015	01~12月		01~31日	D : DGSM				
P→2016				S : Solytech				
Q→2017				M : IM				
R→2018				A : Aptech				

#6 USER Barcode

Digit	Quantity Per BOX									BOX Size	Serial No.	Blank	Vender Code	Blank	Year	Month	Date	Factory	Fixed												
	1	2	3	4	5	6	7	8	9	10	11	12	13	14	15	16	17	18	19	20	21	22	23	24	25	26	27	28	29	30	
	0	0	0	0	0	0	0	1	0	B	0	0	1		E	6	0	1				P	0	1	0	1	D	0	0	1	
										A : Pallet B : BOX	001~999																				

SOLUM CO., LTD

150, Maeyoung-Ro, Youngtong-Gu, Suwon-Si, Gyeonggi-Do, Republic of Korea 443-743

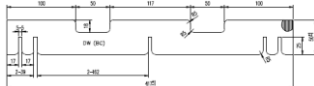
TEL: +82-1588-0502, www.solu-m.com

■ Packing Drawing

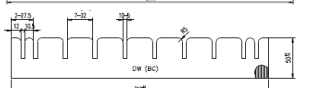
1. Out Box

Dimension	420(L) 332(W) 180(H) [mm]
Weight	< 11Kg
Quantity	42EA / 1Box

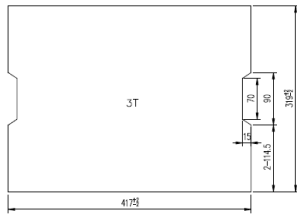
CROSS PAD A



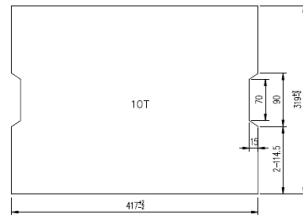
CROSS PAD B



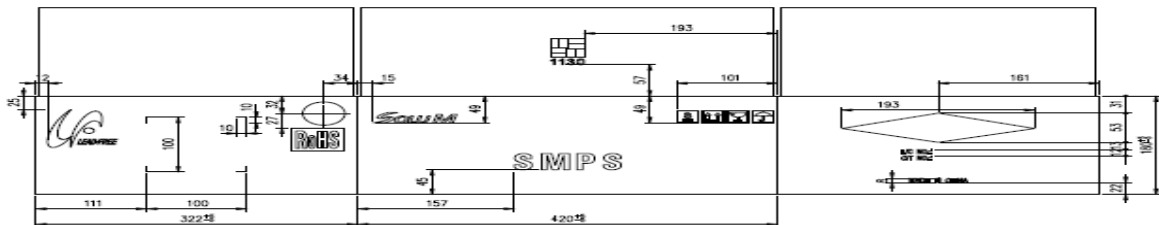
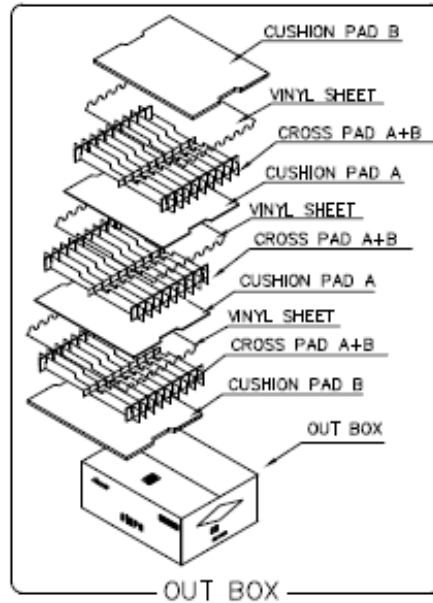
CUSHION PAD (A)



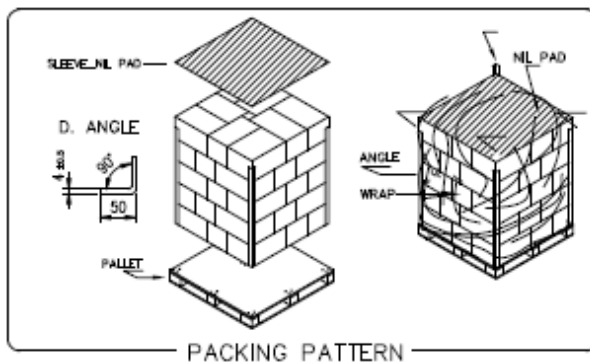
CUSHION PAD (B)



OUT BOX



2. Pallet



SOLUM CO., LTD

150, Maeyoung-Ro, Youngtong-Gu, Suwon-Si, Gyeonggi-Do, Republic of Korea 443-743

TEL: +82-1588-0502, www.solu-m.com